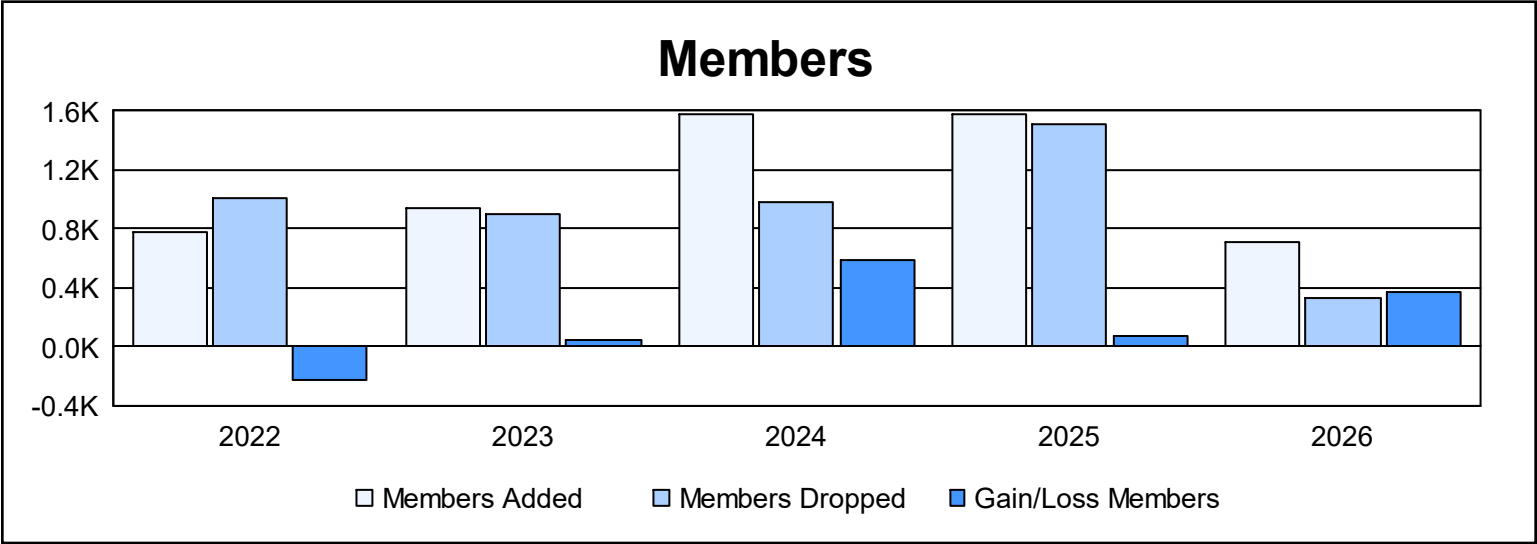
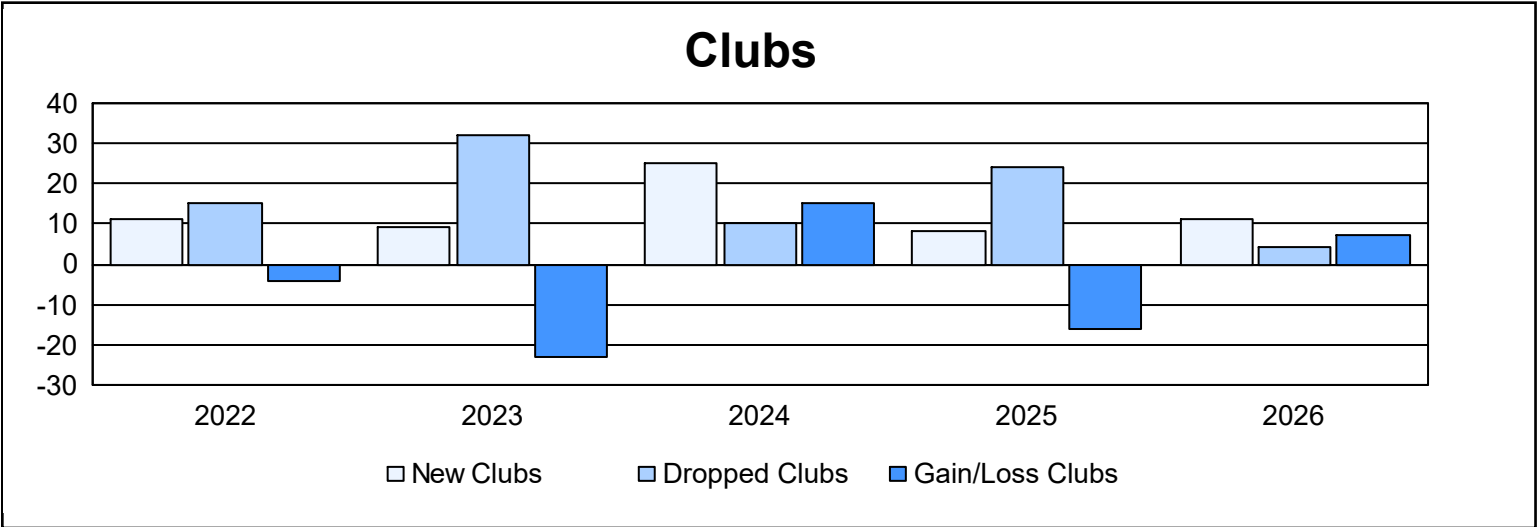
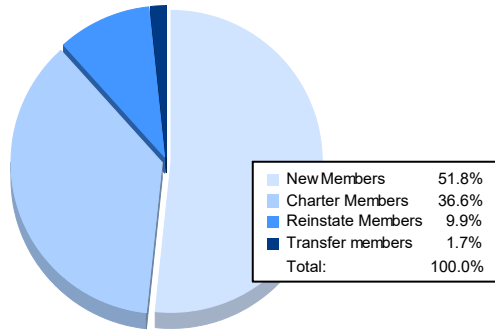


Year	New Clubs	Dropped Clubs	Gain/ Loss Clubs	New Members	Charter Members	Reinstate Members	Transfer Members	Total Member Added	Total Members Dropped	Gain/ Loss Members
2021-2022	11	15	-4	443	292	38	8	781	1,005	-224
2022-2023	9	32	-23	491	399	43	10	943	894	49
2023-2024	25	10	15	782	681	72	41	1,576	981	595
2024-2025	8	24	-16	829	214	275	259	1,577	1,508	69
2025-2026	11	4	7	366	259	70	12	707	336	371
Average	13	17	-4	582	369	100	66	1,117	945	172



Membership Composition October 2025 Cumulative



Gender Composition October 2025 Cumulative

